

14 November 2023

The Listing Department
National Stock Exchange of India Limited
Exchange Plaza C-1, Block G
Bandra Kurla Complex, Bandra (East)
Mumbai - 400051

Symbol: BANKA

Sub: Outcome of Board Meeting held on 14 November 2023

Ref: Regulation 30 & 33 read with sub-para 4 & 7 of Para "A" of Part "A" of Schedule III of the SEBI (Listing Obligations and Disclosure Requirements) Regulations, 2015.

Dear Sir/Madam,

With reference to the above-cited subject, we would like to inform you that the meeting of the Board of Directors of the Company held today i.e., Tuesday, 14 November 2023, the Board, inter alia, discussed, considered, and approved the following:

- a) Un-audited financial results (both standalone and consolidated) for the quarter and half year ended 30 September 2023.
- b) Limited Review Reports received from the statutory Auditors thereon for 30 September 2023.

These are also being made available on the website of the Company at www.bankabio.com

The meeting commenced at 3:30 PM and concluded at 5:10 PM.

This is for your information and records.

Thank you

For Banka BioLoo Limited

Archana Arigela
Company Secretary & Compliance Officer
Membership No. 65613

Encls as above

BANKA BIOLOO LIMITED

Statement of STANDALONE Assets and Liabilities as at 30 September 2023

Particulars	Rs. In Lacs	
	Unaudited	Audited
	As at 30 September, 2023	As at 31 March, 2023
ASSETS		
Non-current assets		
Property, Plant and Equipment	827.73	856.74
Capital work in progress	343.64	68.68
Right-of-use assets	119.21	146.89
Intangible assets	11.50	9.82
Financial assets		
Investments	533.76	535.76
Other financial assets	222.63	206.59
Deffered tax assets (net)	-	-
Other Non current assets	24.43	113.57
Inventories	532.98	556.35
Total non-current assets	2,615.89	2,494.40
Current assets		
Inventories	594.39	543.57
Financial assets		
Trade receivables	2,010.49	2,199.47
Cash and cash equivalents	25.81	82.67
Other bank balances	352.80	153.65
Loans	305.61	273.22
Other financial assets	124.44	302.64
Income tax assets	88.54	54.96
Other current assets	272.16	152.57
Total current assets	3,774.23	3,762.75
Total assets	6,390.12	6,257.16
EQUITY AND LIABILITIES		
Equity		
Equity share capital	1,084.66	1,084.66
Other equity	2,896.20	2,974.28
Total equity	3,980.86	4,058.94
Liabilities		
Non-current liabilities		
Financial Liabilities		
Borrowings	739.05	443.06
Lease liabilities	81.51	112.77
Provisions	38.70	28.70
Deferred tax liabilities (Net)	13.55	20.74
Total Non-current liabilities	872.88	605.34
Current liabilities		
Financial Liabilities		
Short-term borrowings	906.74	910.08
Trade payables		
Total outstanding dues of micro and small enterprise	-	-
Total outstanding dues of creditors other than micro and small enterprise	196.54	206.72
Short-term lease liabilities	60.29	55.34
Other financial liabilities	8.24	35.02
Other current liabilities	364.57	385.71
Total Current liabilities	1,536.38	1,592.87
Total Equity & Liabilities	6,390.12	6,257.16

For PRSV & Co. LLP

Chartered Accountants

FRN No. S-200016

M. Srichanakya

M. Srichanakya

Partner

M.No.219339

Place: Hyderabad

Date: 14.11.2023



FOR & ON BEHALF OF BOARD OF DIRECTORS

Vishal Murarka
Vishal Murarka
CEO & Executive Director
DIN: 06729485



BANKA BIOLOO LIMITED

Unaudited STANDALONE Statement of Financial Results for the Quarter and Half year ended 30 September 2023

Rs. In Lacs

S. No	Particulars	Quarter Ended			Half Year Ended		Year ended
		Unaudited	Unaudited	Unaudited	Unaudited	Unaudited	Audited
		30.09.2023	30.06.2023	30.09.2022	30.09.2023	30.09.2022	31.03.2023
1	Income						
	Revenue from Operations	1055.42	810.83	1025.95	1866.25	1965.30	4214.32
	Other income	16.97	21.17	16.93	38.15	25.04	81.24
	Total Income	1072.39	832.00	1042.88	1904.39	1990.35	4295.56
2	Expenses						
	Cost of materials consumed	189.48	292.66	98.72	482.14	273.52	787.29
	Changes in inventories of finished goods & work-in-progress	(11.02)	43.79	32.61	32.77	(25.72)	(29.71)
	Employee benefits expense	544.54	514.42	584.18	1058.97	1125.25	2245.29
	Finance costs	50.99	40.98	37.45	91.97	78.78	133.16
	Depreciation and amortisation expense	42.27	41.86	28.43	84.13	59.55	143.38
	Other expenses	153.15	83.80	171.85	236.95	348.74	601.38
	Total expenses	969.41	1017.50	953.24	1986.91	1860.11	3880.78
3	Profit/(loss) before tax	102.98	(185.50)	89.64	(82.52)	130.24	414.78
4	Tax expense						
	(1) Current tax	2.75	-	12.00	2.75	15.55	55.41
	(2) Taxes for earlier years	-	-	-	-	-	24.98
	(3) MAT Credit	-	-	-	-	-	-
	(4) Deferred tax	(5.44)	(1.75)	(9.32)	(7.19)	(19.51)	26.75
	Total Tax expense	(2.69)	(1.75)	2.68	(4.44)	(3.96)	107.14
5	Profit after tax	105.67	(183.75)	86.96	(78.08)	134.20	307.64
	Other comprehensive income						
	<i>Items that will not be reclassified to profit and loss</i>						
	Remeasurement of post-employment benefit obligations	0.00	0.00	0.00	0.00	0.00	7.76
	Income tax effect on items that will not be reclassified	-	-	-	-	-	(1.95)
	Other comprehensive income for the year	0.00	0.00	0.00	0.00	0.00	5.81
	Total comprehensive income for the year	105.67	(183.75)	86.96	(78.08)	134.20	313.44
6	Paid up equity share capital (Face value Rs. 10/- each)	1084.66	1084.66	1084.66	1084.66	1084.66	1084.66
7	Earnings per share						
	Basic and Diluted Earnings per share (in Rs.)	0.97	(1.69)	0.80	(0.72)	1.24	2.84
		(Not annualised)	(Not annualised)	(Not annualised)	(Not annualised)	(Not annualised)	(Annualised)

For PRSV & Co. LLP
Chartered Accountants
FRN No. S-200016

FOR & ON BEHALF OF BOARD OF DIRECTORS

M. Srichanakya
Partner
M.No.219339



Vishal Murarka
CEO & Executive Director
DIN: 06729485



Place: Hyderabad
Date: 14.11.2023

BANKA BIOLOO LIMITED

Standalone statement of Cash flows for the period ending 30 September 2023

Rs. In Lacs

Particulars	Period ended 30 September 2023	Year ended 31 March 2023
A. Cash flows from/(used in) operating activities		
Net profit before tax	(82.52)	414.78
Adjustments for:		
Depreciation and amortisation expense	84.13	143.38
Finance cost	83.20	111.54
Interest on Lease Rentals	8.77	21.62
Interest income	(38.15)	(81.24)
Operating profit before working capital changes	55.42	610.08
<i>Changes in operating assets and liabilities</i>		
(Increase)/decrease in inventories	(50.82)	17.50
(Increase)/decrease in trade receivables	188.98	267.10
(Increase)/decrease in other financial assets	162.17	(76.13)
(Increase)/decrease in other current assets	(119.59)	(91.86)
(Increase)/decrease in other non-current assets	89.13	(113.57)
(Increase)/decrease in other non-current inventory	23.37	(54.71)
(Increase)/decrease in other current assets-Loans given	(32.39)	(219.13)
(Increase)/decrease in other assets	7.30	110.23
Increase/(Decrease) in trade payables	(10.18)	(48.77)
Increase/(Decrease) in other financial liabilities	(26.78)	20.03
Increase/(Decrease) in other current liabilities	(21.15)	79.58
Increase/(Decrease) provisions	10.00	7.42
Cash (used in)/from operating activities	275.47	507.78
Tax paid	43.63	84.57
Net cash (used in)/ from operating activities	231.84	423.21
B. Cash flow from/(used in) investing activity		
Purchase of fixed assets	(304.08)	(366.54)
Sale of Asset	-	-
(Increase)/decrease in investments	2.00	(100.00)
Interest received	38.15	81.24
Net cash (used in)/from investing activities	(263.93)	(385.31)
C. Cash flows from/(used in) financing activities		
Repayment /proceeds of long term borrowings	295.99	(171.77)
Increase/(decrease) in short term borrowing	(3.34)	130.61
Payment of principle portion of lease liabilities	(35.08)	(67.96)
Interest paid	(83.20)	(111.54)
Net cash (used in)/from financing activities	174.38	(220.66)
Net increase /(decrease) in cash and cash equivalents	142.29	(182.76)
Add: Cash and cash equivalents at the beginning of the year	236.32	419.08
Less: Bank deposits with less than 12 months maturity	352.80	153.65
Cash and cash equivalents at the end of the year	25.81	82.67

For PRSV & Co. LLP

Chartered Accountants

FRN No. S-200016

M. Srichanakya
M. Srichanakya

Partner

M.No.219339



Place: Hyderabad

Date: 14.11.2023

FOR & ON BEHALF OF BOARD OF DIRECTORS

Vishal Murarka

Vishal Murarka

CEO & Executive Director

DIN: 06729485



Notes:

1. The above unaudited Standalone Financial Results were reviewed by the Audit Committee and then approved by the Board of Directors at their respective meetings held on 14 November 2023.
2. The Standalone Financial Results have been prepared in accordance with Indian Accounting Standards ("INDAS") prescribed under section 133 of the Companies Act 2013 ("the Act") read with the relevant rules issued there under and other accounting principles generally accepted in India and the guidelines issued by SEBI.
3. The above Standalone Financial Results have been prepared in Compliance with Regulation 33 of SEBI (Listing Obligations and Disclosure requirements) Regulations 2015.
4. The Standalone Financial Results for the quarter and half year ended 30 September 2023 have been prepared following the same accounting policies as these followed for the annual financial statements for the year ended 31st March 2022.
5. Based on the internal reporting provided to the Chief Operating Decision Maker, the standalone financial results relate to manufacturing, supplying and installation of Bio toilets and related AMOC services as the only reportable primary segment of the Company as per the Ind AS 108 "Operating Segments".
6. The Company has considered internal and external information up to the date of approval of these standalone financial results in assessing the recoverability of assets including trade receivables, unbilled receivables, based on which it expects to recover the carrying amount of these assets.
7. Figures of previous year / period have been regrouped / recast wherever necessary, in order to make them comparable.

For Banka BioLoo Limited

Vishal Murarka

Vishal Murarka
CEO & Executive Director
DIN: 06729485



Place: Hyderabad
Date: 14 November 2023


BANKA BIOLOO LIMITED

Statement of CONSOLIDATED Assets and Liabilities as at 30 September 2023


Rs. In Lacs

Particulars	Unaudited	Audited
	As at 30 Sept, 2023	As at 31 March, 2023
ASSETS		
Non-current assets		
Property, plant and equipment	117137	879.95
Capital work in progress	343.64	343.25
Right-to-use asset	119.21	146.89
Intangible assets	11.50	9.82
Goodwill on consolidation	31.51	31.51
Financial assets		
Investments	5.02	5.65
Other financial assets	301.49	285.45
Other non-current assets	24.43	113.57
Inventories	532.98	556.35
Total non-current assets	2541.16	2372.45
Current assets		
Inventories	893.17	872.10
Financial assets		
Trade receivables	2421.59	1169.98
Cash and cash equivalents	29.52	84.07
Other bank balances	373.69	174.53
Loans	22.79	21.84
Other financial assets	268.12	438.88
Income tax assets	88.54	54.96
Other current assets	349.57	1331.93
Total current assets	4446.98	4148.30
Total assets	6988.13	6520.74
EQUITY AND LIABILITIES		
Equity		
Equity share capital	1084.66	1084.66
Other equity	2812.85	2925.24
Equity attributable to shareholders of the company	3897.51	4009.89
Non-controlling interests	6.19	0.00
Total equity	3903.69	4009.89
Liabilities		
Non-current liabilities		
Financial Liabilities		
Borrowings	1077.32	493.90
Lease liabilities	81.51	112.77
Provisions	38.78	28.78
Deferred tax liabilities (Net)	16.11	21.66
Total Non-current liabilities	1213.71	657.11
Current liabilities		
Financial Liabilities		
Short-term borrowings	1003.02	1009.48
Trade payables		
Total outstanding dues of micro and small enterprises	608.4	81.82
Total outstanding dues of creditors other than micro and small enterprises	241.14	232.77
Lease liabilities	60.29	55.34
Other financial liabilities	136.10	165.40
Other current liabilities	369.33	308.93
Total Current liabilities	1870.73	1853.74
Total Equity & Liabilities	6988.13	6520.74

For PRSV & Co. LLP
Chartered Accountants
FRN No. S-200016


M. Srichanakya
Partner
M.No.219339

Place: Hyderabad
Date: 14.11.2023



FOR & ON BEHALF OF BOARD OF DIRECTORS


Vishal Murarka
CEO & Executive Director
DIN: 06729485



BANKA BIOLOO LIMITED

Unaudited CONSOLIDATED Statement of Financial Results for the Quarter & Half year ended 30.09.2023

Rs. In lacs

S. No	Particulars	Quarter ended			Half Year ended		Year ended
		Unaudited	Unaudited	Unaudited	Unaudited	Unaudited	Audited
		30.09.2023	30.06.2023	30.09.2022	30.09.2023	30.09.2022	31.03.2023
1	Income						
	Revenue from Operations	1,145.08	827.55	1,235.79	1,972.63	2,346.02	4,234.98
	Other income	9.16	17.29	14.35	26.44	24.72	70.11
	Total Income	1,154.24	844.84	1,250.14	1,999.07	2,370.74	4,305.09
2	Expenses						
	Cost of materials consumed	211.50	293.07	236.44	504.57	509.81	593.21
	Changes in inventories of finished goods & work-in-progress	(10.44)	57.76	30.14	47.32	(38.43)	(39.35)
	Employee benefits expense	555.68	529.68	618.14	1,085.36	1,193.92	2,370.09
	Finance costs	68.01	50.80	43.72	118.81	90.19	154.81
	Depreciation and amortisation expense	55.03	45.94	29.58	100.97	61.91	148.25
	Other expenses	158.95	98.74	200.07	257.69	414.51	716.31
	Total expenses	1,038.73	1,075.98	1,158.10	2,114.71	2,231.91	3,943.32
3	Share of profit/(loss) of Associates	0.53	0.84	0.71	1.37	3.17	0.64
4	Profit/(loss) before tax	116.04	(230.31)	92.75	(114.26)	142.00	362.41
5	Tax expense						
	(1) Current tax	(2.13)	4.88	14.16	2.75	17.72	56.88
	(2) Taxes for earlier years	-	-	-	-	-	24.98
	(3) MAT Credit	-	-	-	-	-	-
	(4) Deferred tax	(3.77)	(1.78)	(9.32)	(5.55)	(19.52)	26.65
	Total Tax expense	(5.90)	3.10	4.84	(2.80)	(1.81)	108.51
6	Profit after tax	121.94	(233.40)	87.91	(111.46)	143.81	253.89
	Other comprehensive income						
	<i>Items that will not be reclassified to profit and loss.</i>						
	Remeasurement of post-employment benefit obligations	0.00	0.00	0.00	0.00	0.00	7.76
	Income tax effect on items that will not be reclassified	0.00	0.00	0.00	0.00	0.00	(1.95)
	Other comprehensive income for the year	-	0.00	0.00	0.00	0.00	5.81
	Total comprehensive income for the year	121.94	(233.40)	87.91	(111.46)	143.81	259.70
	Attributable to						
	Shareholders of the Company	121.80	(233.40)	87.91	(111.60)	143.81	259.70
	Non controlling interest	0.14	0.00	0.00	0.14	-	-
7	Paid up equity share capital (Face value Rs. 10/- each)	1,084.66	1,084.66	1,084.66	1,084.66	1,084.66	1,084.66
8	Earnings per share						
	Basic and Diluted Earnings per share (in Rs.)	1.12	(2.15)	0.81	(1.03)	1.33	2.39
		(Not annualised)	(Not annualised)	(Not annualised)	(Not annualised)	(Not annualised)	(Annualised)

For PRSV & Co. LLP
Chartered Accountants
FRN No. S-200016

FOR & ON BEHALF OF BOARD OF DIRECTORS

M. Srichanakya
Partner
M.No.219339



Vishal Murarka
CEO & Executive Director
DIN: 06729485



Place: Hyderabad
Date: 14.11.2023

BANKA BIOLOO LIMITED

Consolidated statement of Cash flows for the period ending 30 September 2023

Rs in Lacs

Particulars	Period ended 30.09.2023	Year ended 31.03.2023
A. Cash flows from/(used in) operating activities		
Net profit before tax	(114.26)	362.41
Adjustments for:	-	-
Depreciation and amortisation expense	100.97	148.25
Finance cost	110.04	133.19
Interest on Lease Rentals	8.77	21.62
Interest income	(26.44)	(70.11)
Operating profit before working capital changes	79.06	595.36
<i>Changes in operating assets and liabilities</i>		
(Increase)/decrease in inventories	(21.07)	(33.18)
(Increase)/decrease in trade receivables	(1,251.61)	865.95
(Increase)/decrease in other financial assets	154.72	(247.66)
(Increase)/decrease in other current assets	982.36	(356.27)
(Increase)/decrease in other non-current assets	89.13	(113.57)
(Increase)/decrease in non-current inventory	23.37	(54.71)
(Increase)/decrease in other assets	6.64	144.15
Increase/(Decrease) in trade payables	(12.61)	(51.34)
Increase/(Decrease) in other financial liabilities	(29.29)	146.74
Increase/(Decrease) in other current liabilities	60.40	(83.01)
Increase/(Decrease) provisions	10.00	7.42
Cash (used in)/from operating activities	91.11	819.88
Tax paid	43.91	84.57
Net cash (used in)/ from operating activities	47.20	735.31
B. Cash flow from/(used in) investing activity		
Purchase of fixed assets	(366.78)	(641.28)
Sale of Asset	-	-
(Increase)/decrease in investments	0.63	(0.64)
Interest received	26.44	70.11
Net cash (used in)/from investing activities	(339.70)	(571.81)
C. Cash flows from/(used in) financing activities		
Proceeds from issue of Share Capital	5.26	-
Repayment /proceeds of long term borrowings	583.41	(249.01)
Increase/(decrease) in short term borrowing	(6.46)	117.23
Payment of lease liabilities	(35.08)	(67.96)
Interest paid	(110.04)	(133.19)
Dividend paid	-	-
Net cash (used in)/from financing activities	437.10	(332.92)
Net increase /(decrease) in cash and cash equivalents	144.60	(169.43)
Add: Cash and cash equivalents at the beginning of the year	258.60	428.03
Less: Bank deposits with less than 12 months maturity	373.69	174.53
Cash and cash equivalents at the end of the year	29.52	84.07

For PRSV & Co. LLP
Chartered Accountants
FRN No. S-200016

M. Srichanakya
Partner
M.No.219339



FOR & ON BEHALF OF BOARD OF DIRECTORS

Vishal Murarka
CEO & Executive Director
DIN: 06729485



Place: Hyderabad
Date: 14.11.2023

Notes:

1. The above statement of unaudited Consolidated Financial Results was reviewed by the Audit Committee and then approved by the Board of Directors at their respective meetings held on 14 November 2023.
2. The Consolidated Financial Results have been prepared in accordance with Indian Accounting Standards ("INDAS") prescribed under section 133 of the Companies Act 2013 ("the Act") read with the relevant rules issued there under and other accounting principles generally accepted in India and the guidelines issued by SEBI.
3. The consolidated financial results of the Group include the results of the Company and results of the following entities.

Name of the entity	Status
Enzotech Solutions Pvt Ltd	Wholly owned subsidiary
Megaliter Varunaa Pvt Ltd	Subsidiary
Sai Banka SPV Pvt Ltd	Associate

4. The above Consolidated Financial Results have been prepared in Compliance with Regulation 33 of SEBI (Listing Obligations and Disclosure requirements) Regulations 2015.
5. The Company has considered internal and external information up to the date of approval of these Consolidated financial results in assessing the recoverability of assets including trade receivables, unbilled receivables, based on which it expects to recover the carrying amount of these assets.
6. Figures of previous year / period have been regrouped / recast wherever necessary, in order to make them comparable.

For Banka BioLoo Limited

Vishal Murarka

Vishal Murarka
CEO & Executive Director
DIN: 06729485



Place: Hyderabad
Date: 14 November 2023



Independent Auditor's Review Report on the Unaudited Standalone Quarterly and Year to Date Financial Results of the Company Pursuant to the Regulation 33 of the SEBI (Listing Obligations and Disclosure Requirements) Regulations, 2015, as amended.

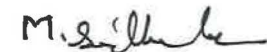
To The Board of Directors of BANKA BIOLOO LIMITED

1. We have reviewed the accompanying Statement of unaudited standalone financial results of **BANKA BIOLOO LIMITED** for the quarter and half year ended September 30, 2023 and the Standalone Unaudited Balance Sheet and Cash Flow Statement as at September 30, 2023 (the "statement"), being submitted by the Company pursuant to the requirements of Regulation 33 of the SEBI (Listing Obligation and Disclosure Requirements) Regulations, 2015 ("the Regulation") as amended, read with SEBI Circular No.CIR/CFD/CMD1/44/2019 dated March 29, 2019 ("the Circular").
2. This Statement, which has been prepared in accordance with the recognition and measurement principles laid down in the Indian Accounting Standard 34 "Interim Financial Reporting" ("Ind AS 34"), prescribed under Section 133 of the Companies Act, 2013 read with relevant rules issued there under and other accounting principles generally accepted in India, read with the circular, is the responsibility of the Company's Management and has been approved by the Board of Directors of the Company. Our responsibility is to issue a report on the Statement based on our review.
3. We conducted our review of the statement in accordance with the Standards on Review Engagements (SRE) 2410 "Review of Interim Financial Information Performed by the Independent Auditor of the Entity" issued by the Institute of Chartered Accountants of India. This Standard requires that we plan and perform the review to obtain moderate assurance as to whether the statement is free from material misstatement. A review is limited primarily to inquiries of Company personnel and analytical procedures applied to financial data and thus provides less assurance than an audit. We have not performed an audit and accordingly, we do not express an audit opinion.
4. Based on our review conducted as above, nothing has come to our attention that causes us to believe that the accompanying statement, prepared in accordance with the aforesaid Indian Accounting Standards prescribed under section 133 of the Companies Act, 2013 read with rule 7 of the Companies (Accounts) Rules, 2014 and other accounting principles generally accepted in India, has not disclosed the information required to be disclosed in terms of the Regulation, read with the Circular, including the manner in which it is to be disclosed, or that it contains any material misstatements.

For PRSV & Co.LLP

Chartered Accountants

Firm Registration No: S200016



M.Srichanakya

Partner

Membership No: 219339

Place: Hyderabad

Date: 14-11-2023

UDIN: 23219339BGVSWX8377





Independent Auditor's Review Report on Review of Consolidated Unaudited Quarterly and Year to Date Financial Results of the Company Pursuant to the Regulation 33 of the SEBI (Listing Obligations and Disclosure Requirements) Regulations, 2015, as amended.

To The Board of Directors of BANKA BIOLOO LIMITED

1. We have reviewed the accompanying Statement of Consolidated unaudited financial results of **BANKA BIOLOO LIMITED** ("the Parent") its Subsidiaries (the Parent and Subsidiaries together referred to as "the Group") and its share of the net profit/(loss) after tax and total comprehensive income / loss of its associate for the quarter ended September 30, 2023 and for the period from April 1, 2023 to September 30, 2023 ("the Statement"), being submitted by the Parent pursuant to the requirements of Regulation 33 of the SEBI (Listing Obligation and Disclosure Requirements) Regulations, 2015 ("the Regulation") as amended, read with SEBI Circular No.CIR/CFD/CMD1/44/2019 dated March 29, 2019 ("the Circular").
2. This Statement, which is the responsibility of the Parent's Management and approved by the Parent's Board of Directors, has been prepared in accordance with the recognition and measurement principles laid down in the Indian Accounting Standard 34 "Interim Financial Reporting" ("Ind AS 34"), prescribed under Section 133 of the Companies Act, 2013 and other accounting principles generally accepted in India. Our responsibility is to express a conclusion on the Statement based on our review.
3. We conducted our review of the statement in accordance with the Standards on Review Engagements (SRE) 2410 'Review of Interim Financial Information Performed by the Independent Auditor of the Entity', issued by the Institute of Chartered Accountants of India. A review of interim financial information consists of making inquiries, primarily of persons responsible for financial and accounting matters, and applying analytical and other review procedures. A review is substantially less in scope than an audit conducted in accordance with Standards on Auditing and consequently does not enable us to obtain assurance that we would become aware of all significant matters that might be identified in an audit. Accordingly, we do not express an audit opinion.

We also performed procedures in accordance with the circular issued by the SEBI under Regulation 33 (8) of the SEBI (Listing Obligations and Disclosure Requirements) Regulations, 2015, as amended, to the extent applicable.



4. The Statement includes the results of the following entities.

Holding Company

BANKA BIOLOO LIMITED

Subsidiaries

1. ENZOTECH SOLUTIONS PRIVATE LIMITED – Wholly Owned Subsidiary
2. MEGALITER VARUNAA PRIVATE LIMITED

Associate

SAI BANKA SPV PRIVATE LIMITED

5. Based on our review conducted and procedures performed as stated in paragraph 3 above and based on the consideration of the review reports of other auditors referred to in paragraph 6 below, nothing has come to our attention that causes us to believe that the accompanying Statement, prepared in accordance with the recognition and measurement principles laid down in the aforesaid Indian Accounting Standards prescribed under section 133 of the Companies Act, 2013 read with rule 7 of the Companies (Accounts) Rules, 2014 and other accounting principles generally accepted in India, has not disclosed the information required to be disclosed in terms of the Regulation 33 of the SEBI (Listing Obligations and Disclosure Requirements) Regulations, 2015, as amended, including the manner in which it is to be disclosed, or that it contains any material misstatement.
6. We did not review the interim financial results of one wholly owned subsidiary included in the consolidated unaudited financial results, whose interim financial information reflect total assets of Rs.1,031.53 lacs, total revenues of Rs. 82.40 Lacs and Rs. 122.10 Lacs, total net profit after tax of Rs.3.12 Lacs and net loss of Rs.58.89 Lacs and total comprehensive income of Rs.3.12 Lacs and total comprehensive loss of Rs. 58.89 Lacs for the quarter ended September 30, 2023, and for the period from April 1, 2023, to September 30, 2023, respectively, and cash flows (net) of Rs.(0.20) Lacs for the period from April 1, 2023, to September 30, 2023, as considered in the consolidated unaudited financial results. These interim financial statements / financial information / financial results have been reviewed by other auditors whose reports have been furnished to us by the Management and our conclusion on the Statement, in so far as it relates to the amounts and disclosures included in respect of the wholly owned subsidiary is based solely on the reports of the other auditors and the procedures performed by us as stated in paragraph 3 above.
7. We did not review the interim financial information of one subsidiary included in the unaudited consolidated financial results, which have not been reviewed by their auditor, whose interim financial information reflect total assets of Rs.455.75 lacs, total revenues of Rs. 27.18 Lacs and Rs.132.39 Lacs, total net profit after tax of Rs.7.68 Lacs and Rs.22.18 Lacs and total comprehensive income of Rs. 7.68 lacs and Rs.22.18 Lacs for the quarter ended September 30, 2023, for the period from April 1, 2023, to September 30, 2023, respectively and cash flows (net) of Rs. 2.51 Lacs for the period from April 1, 2023, to September 30, 2023 as the consolidated unaudited financial results. The statement also includes financial results of

me




one associate as mentioned above, whose share of net profit after tax of Rs. 0.53 Lacs and Rs.1.37 Lacs total comprehensive income of Rs. 0.53 Lacs and Rs.1.37 Lacs for the quarter ended September 30, 2023 and for the period from April 1, 2023 to September 30, 2023, respectively, as considered in the unaudited consolidated financial results, based on their interim financial results which have not been reviewed by the auditors and which has been furnished to us by the Management. Investments in one of the Associates, Sustainable Sanitation Industry Association, has been transferred at its acquisition price According to the information and explanations given to us by the management, these unaudited interim standalone financial results are not material to the group.

Our conclusion on the Statement is not modified in respect of the above matter.

For PRSV & Co. LLP

Chartered Accountants

Firm Registration No: S200016


M. Srichanakya

Partner

Membership No: 219339

Place: Hyderabad

Date: 14-11-2023



UDIN: 23219339BGVSWY4437